

Estimating Management Intentions of Private Owners

Gary Lettman

Purpose: Provide Information For CLAMS and Other Assessment Projects:

- Landowner Management Intentions
- Log Flows

Information Developed

- Management Intentions Surveys
 - Industrial Owners
 - Nonindustrial Owners
- Updated FIA Inventory of Nonfederal Land in Western Oregon & Analysis
- Updated Information about Oregon's Forest Industry
- Log Flow Information

Cooperators

- Oregon Forest Industries Council
- Oregon State University College of Forestry
- Pacific Northwest Research Station Forest Inventory and Analysis Program

Estimating Likely Forest Management Practices Under Current Policy

Historical Data

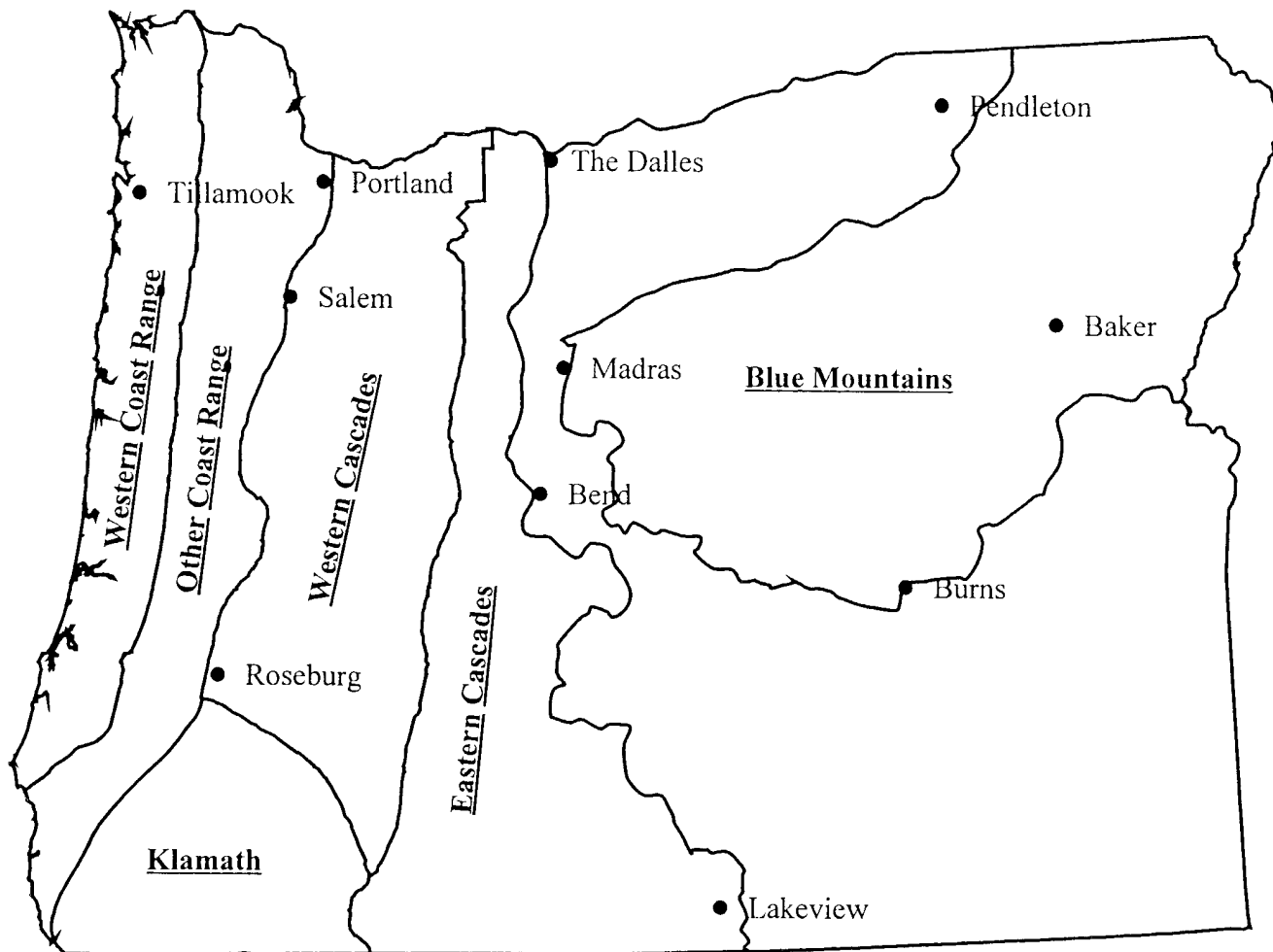
Group Survey

Tailored to Landowner

FS			X
BLM			X
State			X
FI	X	X	X
NIP	X	X	X

Oregon Forest Management Intentions Survey

Ecoregions



Management Intentions Survey

- Forest Industry
 - Partnered with Oregon Forest Industry Council
 - 85% Response Rate for Acreage in Clatsop Region
- Nonindustrial Private Owners
 - Surveyed Service & Forest Practices Foresters

Examples of Results For CLAMS Area

Forest Industry Rotation Ages for Even-Aged Management in CLAMS Area

- Range: 30-70
- Douglas-fir: 50
- Red Alder: 43

Increase in Yields from Genetics for Western Oregon for Forest Industry

<i>Current Stand Type</i>	<i>Current Stands <25</i>	<i>Future Stands</i>
Douglas-fir	8%	10%
Other Conifer	6%	9%
Red Alder	0%	8%
Other Hardwoods	N/A	N/A
Replanted Nonstocked	N/A	10%

Comparison of Douglas-fir and Red Alder Management Practices In Western Coast Range for Older Stands (25 yr+ Forest Industry)

	Douglas-fir	Red Alder
Voluntary-No Harvest	<1%	2%
Final Harvest Only/Low Stocking	12%	13%
Natural-Selective Harvest	<1%	<1%
Natural-Let Grow	13%	82%
Natural-Stocking Control Only	19%	4%
Natural-Stocking Control & Fert	29%	<1%
Planted-Let Grow	5%	<1%
Planted-Stocking Control	8%	<1%
Planted-Stocking Control & Fert	12%	<1%
Totals	100%	100%

Comparison of Industrial & Nonindustrial Management Practices In Coast Range for Existing Stands

	Industrial	Nonindustrial
Voluntary-No Harvest	<1%	17%
Natural Regen, Harvest Only	<1%	35%
Other Lower Mgt. Intensities	29%	42%
PCT &/or Fertilization	69%	6%
Totals	100%	100%

Caveat: Management Intentions Change Over Time, For Example

- Previously assumed more single species management
- Regeneration More diverse in this Survey, up to 4 species planted

Planting Mix By Eco-region			
Eco-region	Regenerated Species1	Regenerated Species2	
Western Coast Range	Douglas-fir	W. Hemlock	60%
Western Coast Range	Douglas-fir	None Listed	33%
Western Coast Range	W. Hemlock	Douglas-fir	6%
Western Coast Range	Douglas-fir	Grand Fir	1%

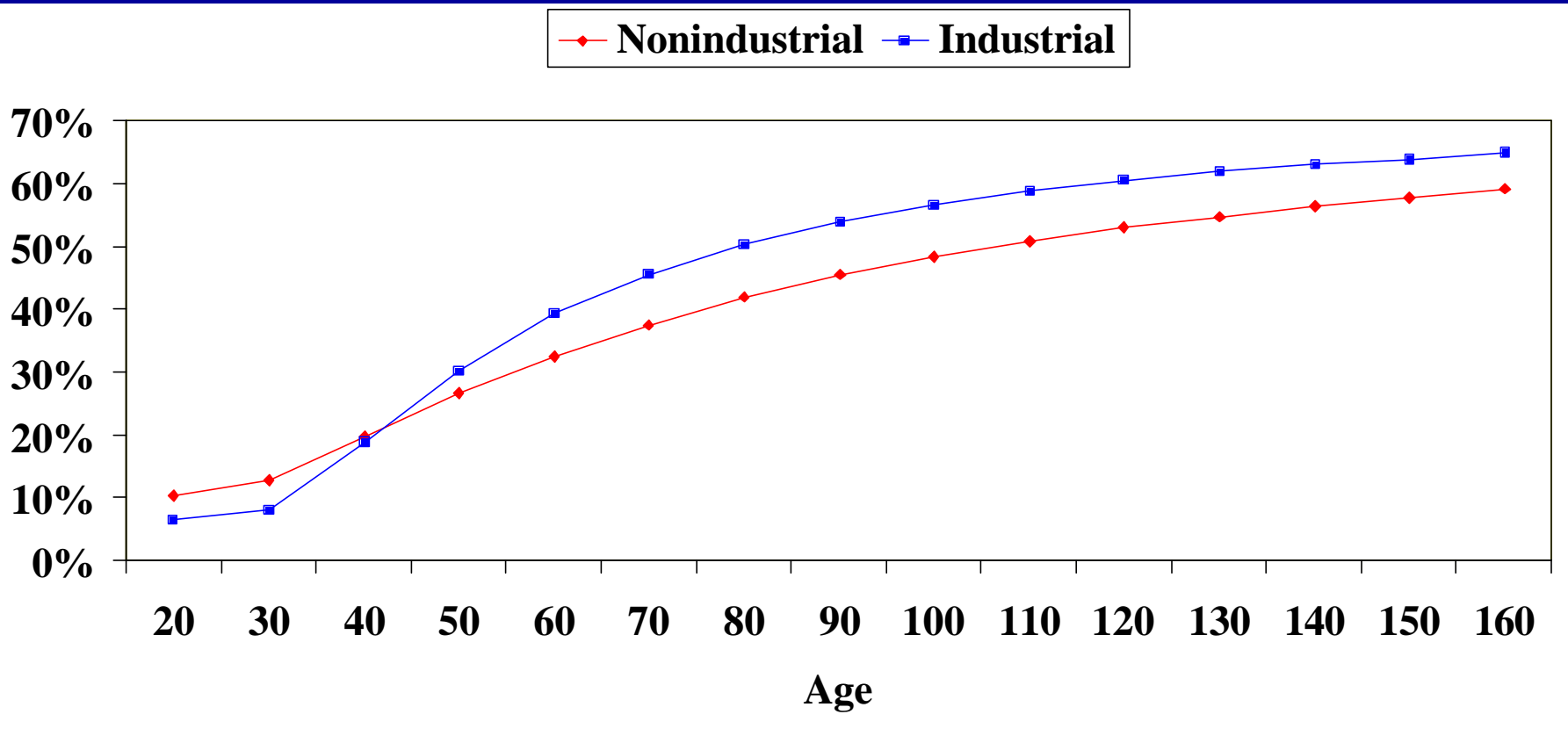
- Future Regeneration Probably Even More Diverse

Updated Western Oregon FIA
Inventory and Looked at
Harvesting Propensities

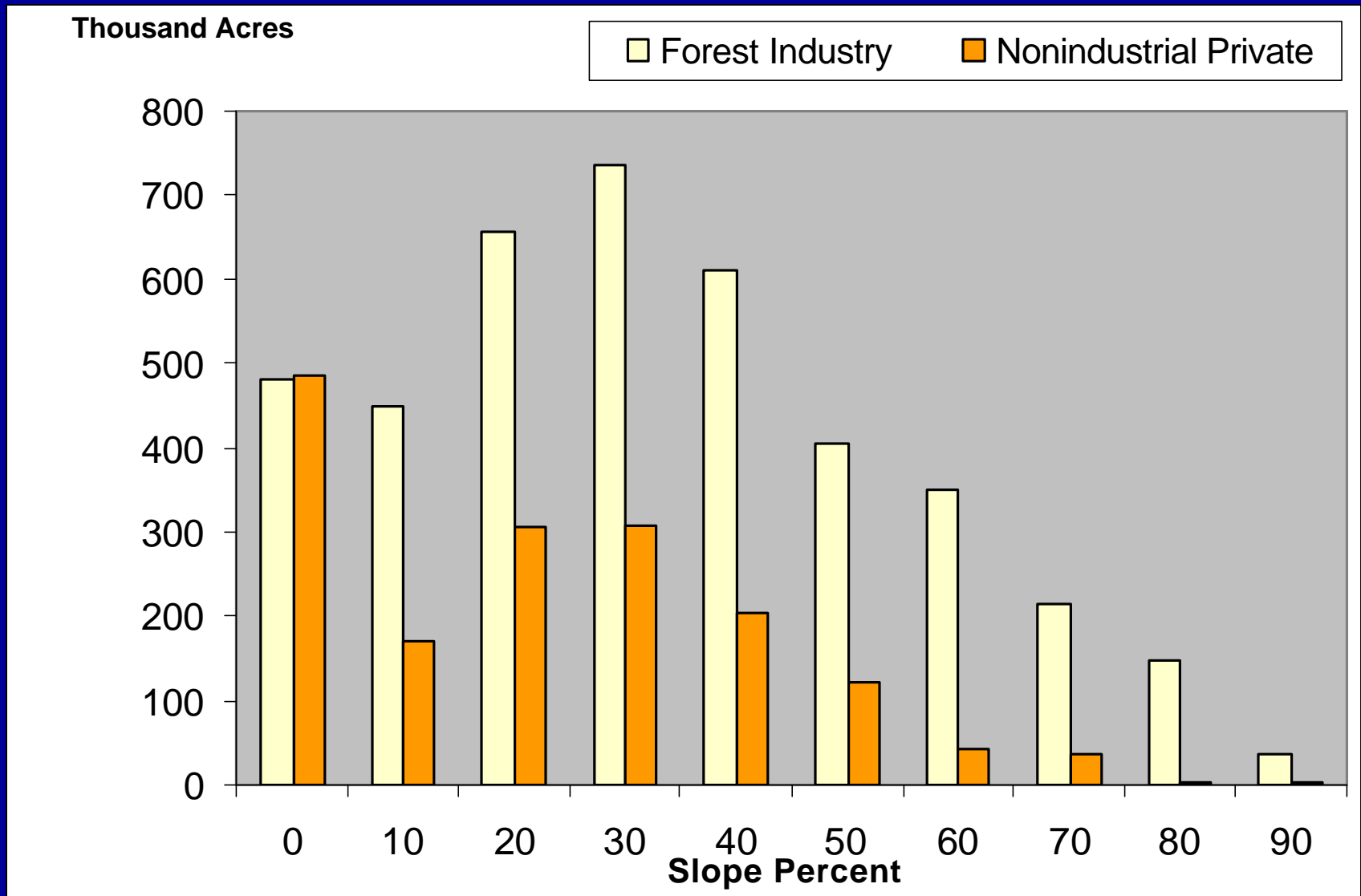
Updated to 1994

Probability of Harvesting by Age Class on Private Timberland in Western Oregon

(fully-stocked Douglas-fir stand)

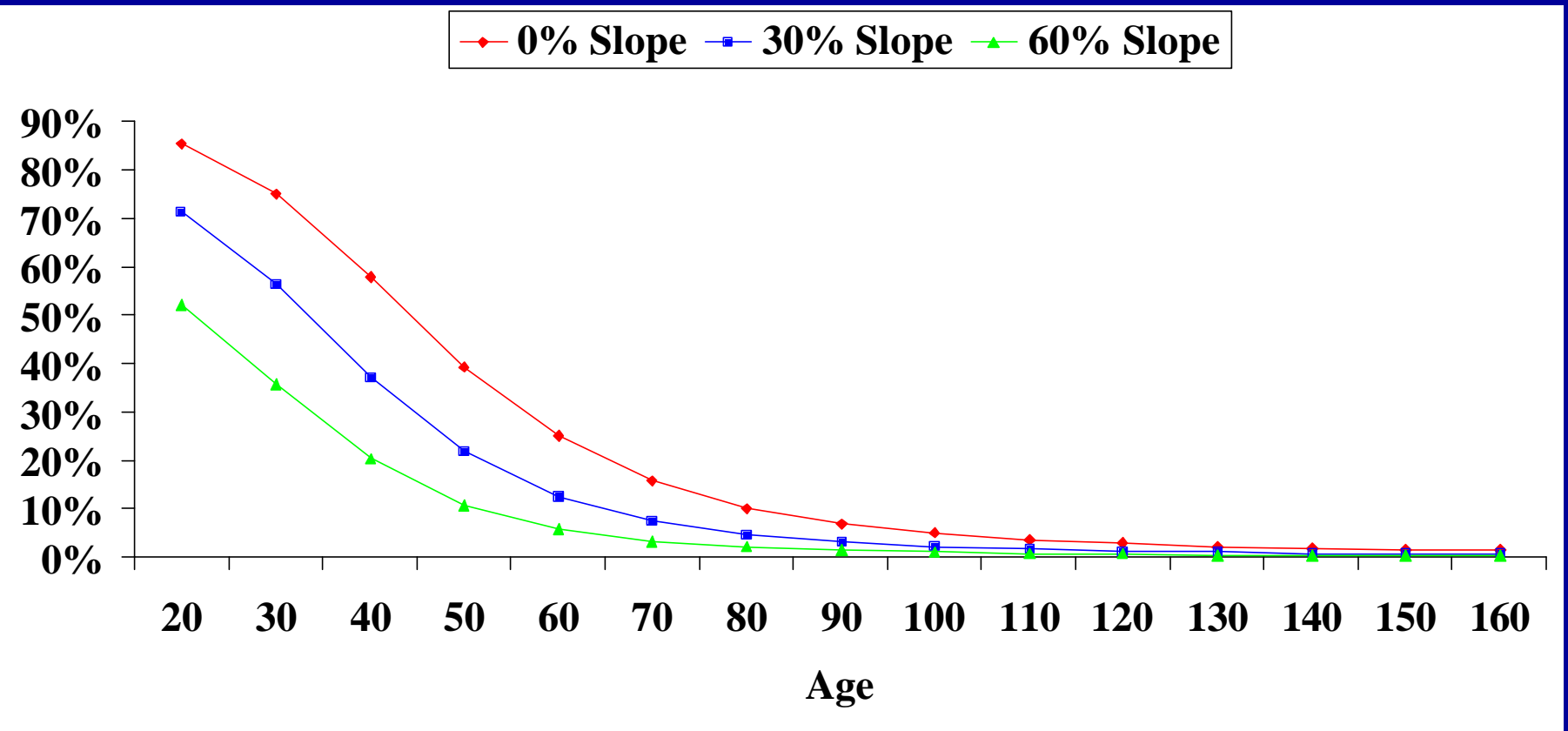


Area of Timberland by Slope Percent Class

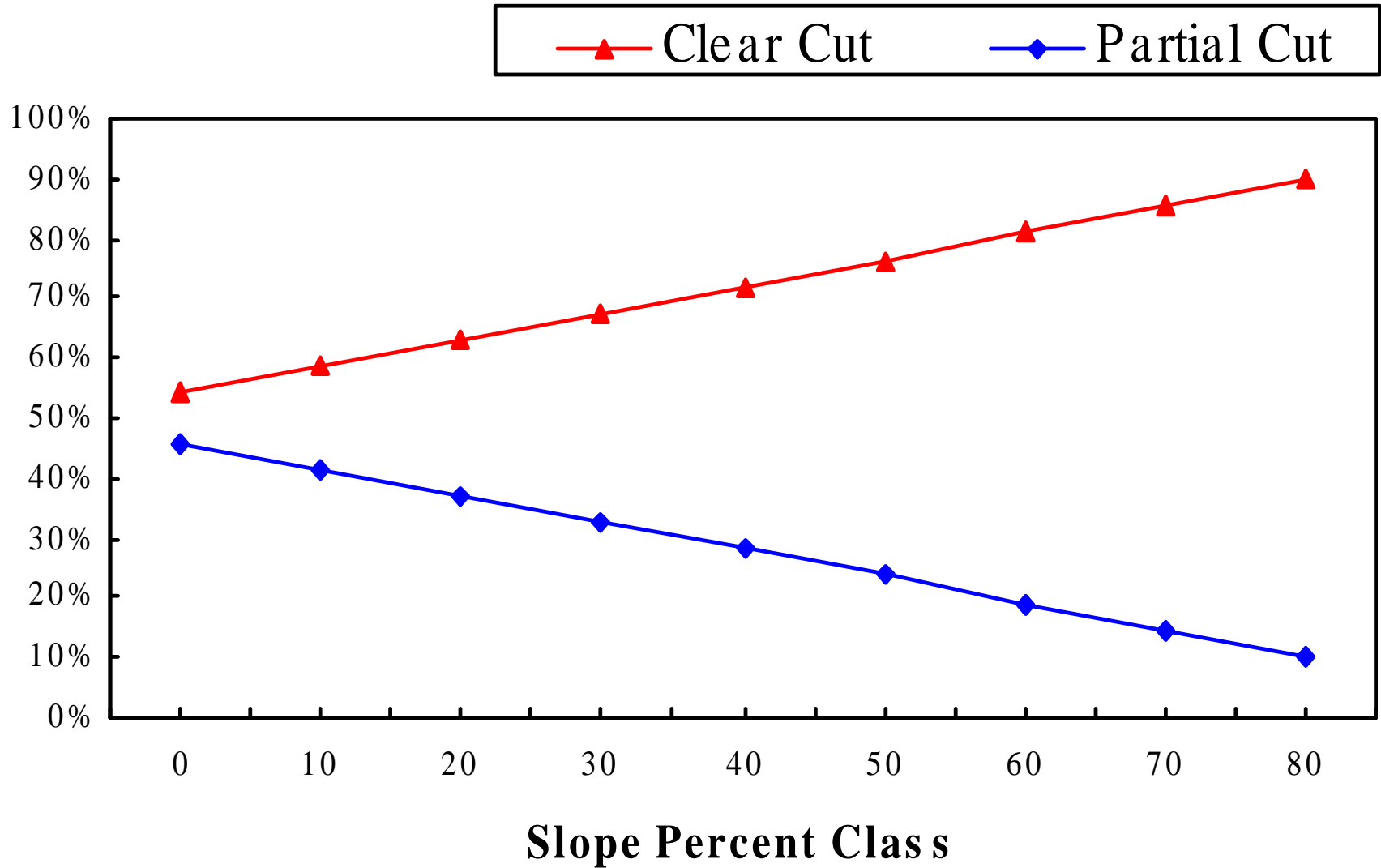


Probability of Partial Cutting by Age Class on Private Timberland in Western Oregon

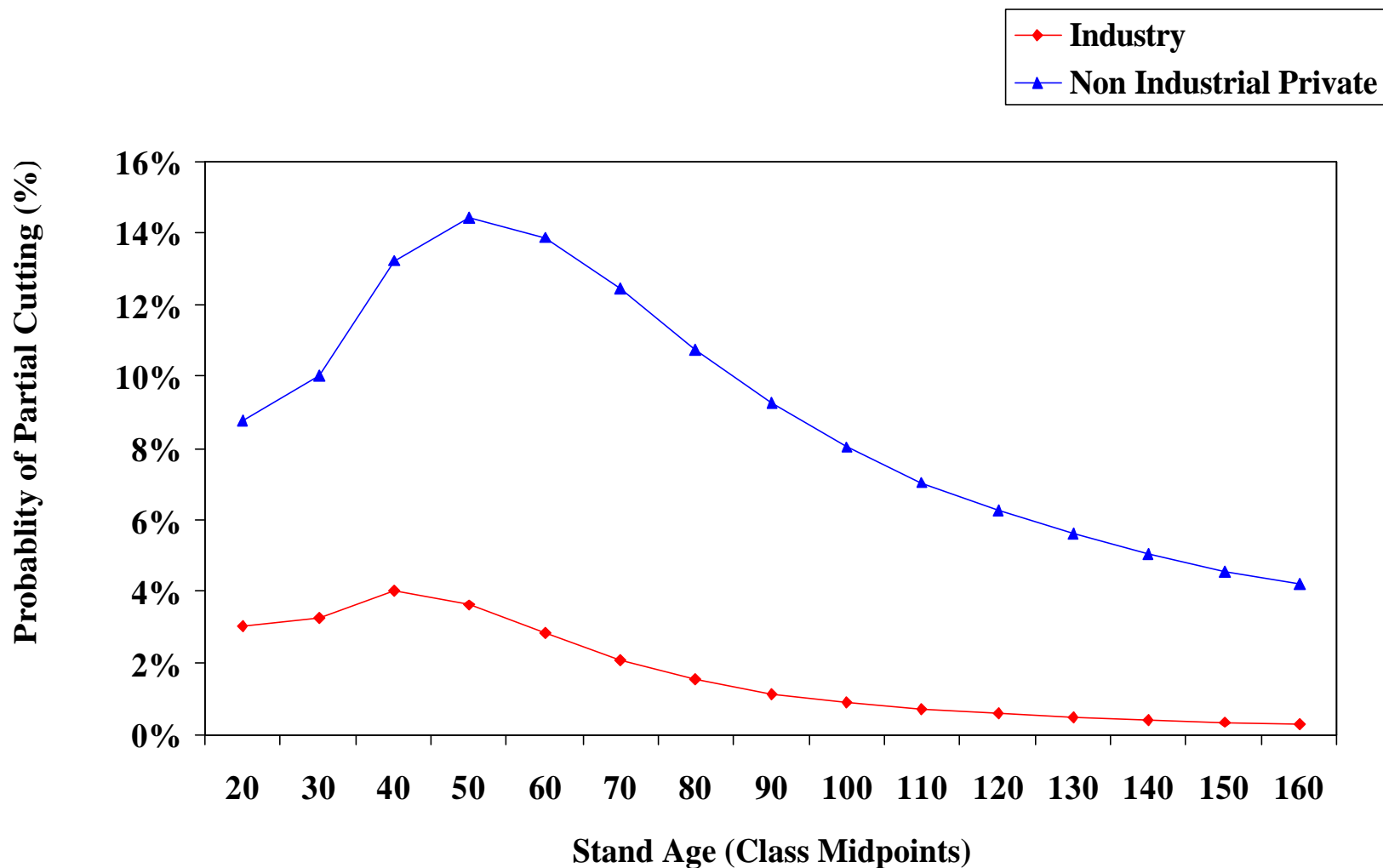
(fully-stocked Douglas-fir stand)



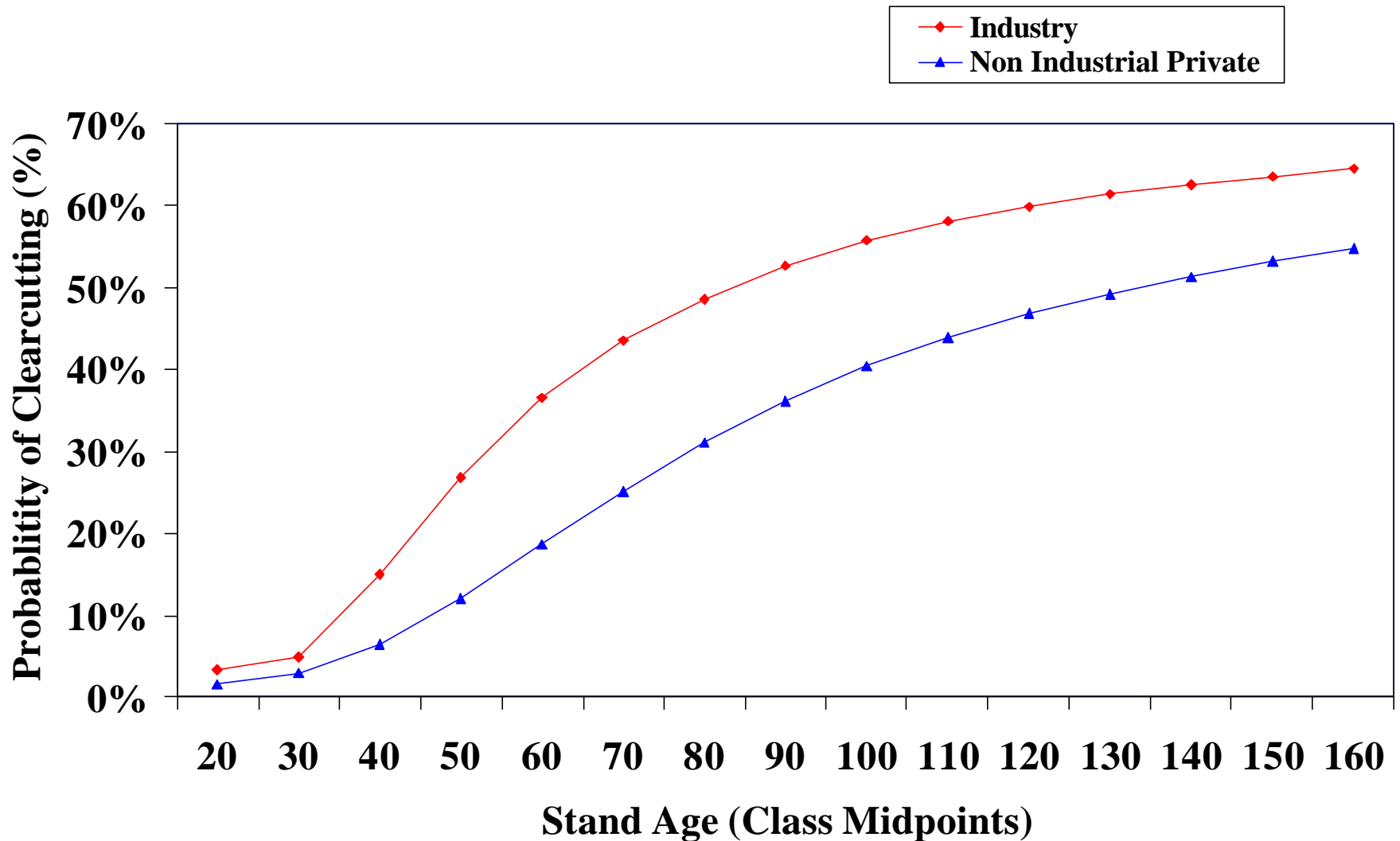
Proportion of Harvest by Method and Slope



Probability of Partial Cutting an Example Stand on Private Timberland in Western Oregon, by Stand Age and Owner



Probability of Clearcutting an Example Stand on Private Timberland in Western Oregon, by Stand Age and Owner



Log Flows From CLAMS Area

	To CLAMS Area					To Other Western Oregon					To Washington	
	Saw Mills	Ply - wood	Pulp / Board	Other Pro - ducts	Export Clams Area	Saw Mills	Ply - wood	Pulp / Board	Other Pro - ducts	Export	Export	Total %
1994	48%	11%	0%	1%	7%	20%	9%	1%	0%	0%	3%	100%
1998	42%	8%	2%	6%*	2%	24%	8%	1%	7%*	0%	0%	100%

*Chipping